



PreSchool News

Welcome to  
St. Vincent de Paul's  
Preschool!

Miss Siligrini

This graphic features a yellow diamond shape on a white background. Inside the diamond, the text 'Welcome to St. Vincent de Paul's Preschool!' is written in red, and 'Miss Siligrini' is written in black below it. To the left of the diamond is a yellow crayon with a red eraser and a red tip. To the right is a blackboard with 'PreSchool News' written on it in white, with a pink flower and green leaves below it. A blue wavy line runs across the bottom of the diamond, ending in a yellow crayon tip on the right.



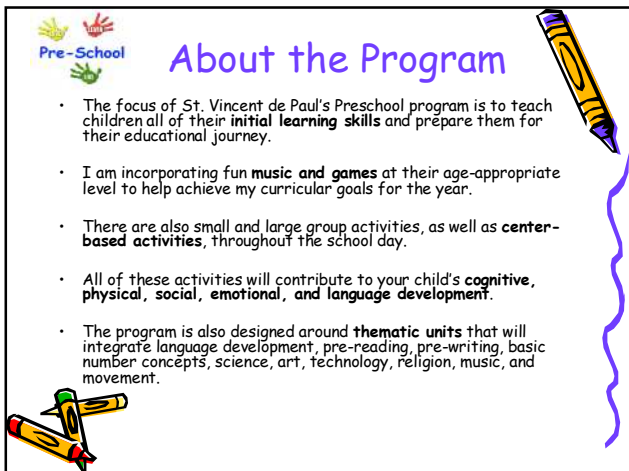
About the Teacher

My name is Miss Francesca Siligrini.

- I am a graduate from The College of New Jersey with a Bachelor's Degree in Science and a specialization in Elementary Education, Psychology, and Math.
- My various teaching experiences and education at The College of New Jersey has challenged and prepared me for this teaching position, and I am confident that I am making a positive contribution to the successful development of the students at St. Vincent de Paul Regional School.
- I am incorporating an assortment of music, movement, arts, and crafts into the classroom everyday.
- There is also an aide in the room everyday, Miss Rose Malaspina, to assist the children with individual needs and lend an extra hand during activities.

We both have a very exciting year planned!

This slide has a white background with a blue wavy line on the right side. At the top left is a small illustration of a teacher at a desk. The title 'About the Teacher' is in purple. Below it, the teacher's name is in red. A list of four bullet points describes her background and teaching style. At the bottom, a red line of text says 'We both have a very exciting year planned!' with a small illustration of two crayons to the left.



Pre-School

About the Program

- The focus of St. Vincent de Paul's Preschool program is to teach children all of their initial learning skills and prepare them for their educational journey.
- I am incorporating fun music and games at their age-appropriate level to help achieve my curricular goals for the year.
- There are also small and large group activities, as well as center-based activities, throughout the school day.
- All of these activities will contribute to your child's cognitive, physical, social, emotional, and language development.
- The program is also designed around thematic units that will integrate language development, pre-reading, pre-writing, basic number concepts, science, art, technology, religion, music, and movement.

This slide has a white background with a blue wavy line on the right side. At the top left is a small illustration of three hands in different colors. The title 'About the Program' is in purple. Below it, the text 'Pre-School' is in blue. A list of five bullet points describes the program's focus and activities. At the bottom left is a small illustration of two crayons.



Outside Play & Recess

We go outside daily.

- It is very important for children at this age to get exercise and develop their gross motor skills.
  - We also go outside to play games, if time allows.
- If it is too cold during the Winter, we will have indoor recess instead.

This slide has a white background with a blue wavy line on the right side. At the top right is a yellow crayon. The title 'Outside Play & Recess' is in purple. Below it, the text 'We go outside daily.' is in red. A list of two bullet points describes the importance of outdoor play and what happens in winter. At the bottom left is a small illustration of two crayons, and at the bottom right is a small illustration of two children playing with a ball.

## Classroom Rules

- Walk in a straight line
- Walk don't run
- Help clean up (teamwork)
- Wait your turn (line for bathroom & cubbies)
- Raise your hand
- Sit on their animal on the carpet
- Listen
- Wait until table color is called
- Keep hands to yourself
- Be a friend
- Share with everyone



We made the list of these Classroom Rules together!



## Discipline Plan

- Star Chart
- Fuzzy Jar
- Red, Yellow, & Green card system.
  - This is also the same system that Kindergarten uses.
- Green: Being Good
- Yellow: Warning
- Red: Time Out during recess
  - Each one has their animal next to them so they are able to recognize it instantly for those children who are unable to recognize their name.



It has been working very well and no one has had a time out yet! 😊



## Singapore Math


- Build a strong foundation in mathematics through **fun-filled lessons and activities**.
- **Hands-on tasks** and meaningful activities engage students' active participation in the learning process.
- **Posters** and **Big Books** are used to integrate basic mathematics concepts with well-loved children's rhymes and stories.



## Curriculum Goals: Math

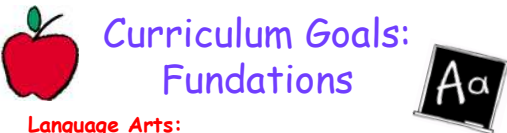

- Math:**
- Recognize colors & shapes
  - Recognize & complete patterns
  - Understand concepts of more & less
  - Sorting & classifying
  - Recognize orders
  - Numerical recognition from 0-20
  - Counting skills





## Fundations



- Fundations provide a foundation for all students for **reading and spelling**.
  - The activities covered provide students with lots of repetition but in varied ways.
  - This helps learning different modalities and also helps to maintain interest.
- To master **letter formation** we strongly emphasize verbal cues, repetition, sky writing, and tracing.
  - Pencil grip and writing position is covered to ensure letter formation.
- Fundations **sound instruction** is initially linked to letter formation.
  - Students learn the letter name, its formation and its sound simultaneously to create an important link and use motor memory learning to associate letters with sounds.



## Curriculum Goals: Fundations


**Language Arts:**

- Recall sequence & details of a story
- Rhyming words
- Recall songs, stories, rhymes, & poems
- Recognize letter sounds
- Identify upper & lower case letters
- Know full name & age
- Print name
- Beginning writing skills (lines & curves)



## Religion: Stories of God's Love


- **Prayer Corner** is the heart of the teaching space.
  - It shows the children that sharing faith together is a sacred activity.
- **Bible Stories & Life Stories**
  - Presents the faith theme of the lesson for that week.
  - Connects the faith theme to the child's everyday life.
- **Children's Leaflet**
  - Your child will complete the leaflet activity every Monday during religion after we read the Bible story together.
  - The center spread contains an engaging activity to help the children apply and integrate the weekly session theme into their own lives.
  - The picture on the front reflects what the Bible story.
- **Family Page**
  - This serves as a resource that supports parent's efforts to actively participate in the faith development of their child.
- **Seasonal Lessons**
  - Introduces children to holy days, holidays, feasts and liturgical seasons.



## Curriculum Goals: Religion

**Religion:**

- Develop a positive relationship to loving God
- Cultivate the practice of faith, including prayer & participation in Mass
- Children will start going to Mass with the school starting the month of October with their 7<sup>th</sup> grade partners.





## Technology

### SmartBoard in the classroom!

The only Preschool in the Diocese with a SmartBoard.  
A combination of the whiteboard with the computer.

- The benefits of a SmartBoard:
  - Hands-on learning
  - Interactive whiteboard for an interactive learning environment
  - Allows students to play a larger part in discussion and absorb more from a lesson
  - It has showed significant learning breakthroughs in every grade and every subject




## Curriculum Goals: Technology

### Technology:

- Explore possibilities with Smart Board & Computer
- Create an interactive classroom with hands-on learning

### Our SmartBoard! >>



## Music & Movement

- Your children will be learning at least **1-2 songs** a week to help them remember important concepts that we cover in school.
- We also will be reading books that will be a read out with **music CD's** to accompany it.



## Curriculum Goals: Music & Movement


### Music & Movement:

- Sing theme related songs & develop tempo
- Identify different music & instruments

### Songs we've learned:

- "Days of the Week"
- "Head, Shoulders, Knees, & Toes"
- "Say 'Please' and 'Thank You'"

Sunday
Monday
Tuesday
Wednesday
Thursday
Friday
Saturday



## Other Curriculum Goals

### Science:

- Animal study & water
- Understand weather & change of seasons



### Art:

- Use different artistic expression (painting, coloring, chalk, etc.)



### Cognitive:

- Identify & sort items by color, shape, & size
- Draw human figure with head, body, arms, & legs
- Sequence items by size
- Form sets of like & different items
- Understand position words
- Understand concept of time

### Social/Emotional:

- Understand similarities & differences between people



## A Day in Life of Preschool

The **daily schedule** is different depending on the day of the week.

### Specials:

- **Gym:** Mondays & Tuesdays
- **Religion with Sister:** Wednesdays
- **Art:** Thursdays
- **Music and Computers** will be covered throughout the year.



## Learning Centers: Learning through PLAY

The classroom will provide various **learning centers** for the children to explore and learn through their own observable interests. These centers will be available to all of the children throughout the week and change based on the thematic unit of the week.

Learning center chart is located in the front of the room. The children rotate with their tables having a **different center** each day. By the end of the week each table will have reached every one of the 5 centers for the week.



- Computer Center
- Sand Center
- Reading Center
- Writing Center
- Art Center
- Math Center
- Alphabet Center
- Legos & Blocks Center
- House Center
- Games & Puzzles Center



## Children Playing at their Learning Centers



## Weekly Themes

- A different theme is picked for each **week** of the year to keep the students interested, as well as different learning centers.
- The weekly themes are located in your packet by the month.



## Scoop of the Week

- A scoop of the week will be put in your child's folder every **Monday** that will contain information that we will be covering in each subject.
- This will give you a chance to go over things at **home**, as well as what to ask your child about in school each day.
- Any special events going on that week will also be listed at the bottom of it.



## Attendance

When students come in to the class everyday, they find their picture and hang it up!



## Classroom Jobs

Soon, your child will have a classroom job with a partner to learn about responsibility!



### Activity

- Please color in the **XOXO** picture with the crayons in the basket.
- They will be left for your child in the morning, along with two **Hershey Kisses**.
- This will signify a **hug and a kiss** from you to your child.

